

Navigation Defined

Cases Tab:

This is where cases you are invited to are listed chronologically and sorted by status: Pending, Scheduled, and Post Op. Each case card shows the patient, procedure, date, time, location, and team information. A color-coded divider denotes the surgeon. Click on a case card to see all of the case details, including insurance, authorization, equipment, attachments, and more.

Schedule Tab:

This is where you will see all Scheduled, Pending, and Post-Op Cases in an easy-to-read calendar or list view. From the Schedule tab, select any case card in order to view the case details.

Inbox Tab:

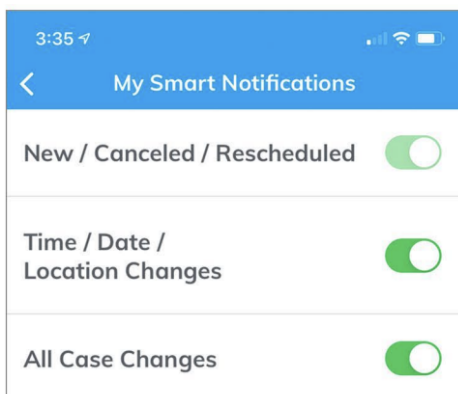
This is where all of your invites and pending cases are sent for your review and acceptance. Start here to look for your invites to Surgeon Care Teams and invites to individual surgeries.

Notifications Tab:

This is where all of your notifications appear in the order of which they are received. Each notification is time and date stamped along with who scheduled the case or made any modifications. Click on a notification card to go directly to the case details.

Settings Tab:

This is where all of your Surgeon Care Teams and personal notifications are found. Click on a Care Team to access My Smart Notifications for that team. You can select which case modifications will trigger push notifications and emails. The Settings tab also has extra features such as Hide Patient Data, which lets you see or hide the patient's full name while using the app. The Help Center is a great resource with videos covering how to use all of the features in SurgeEase.



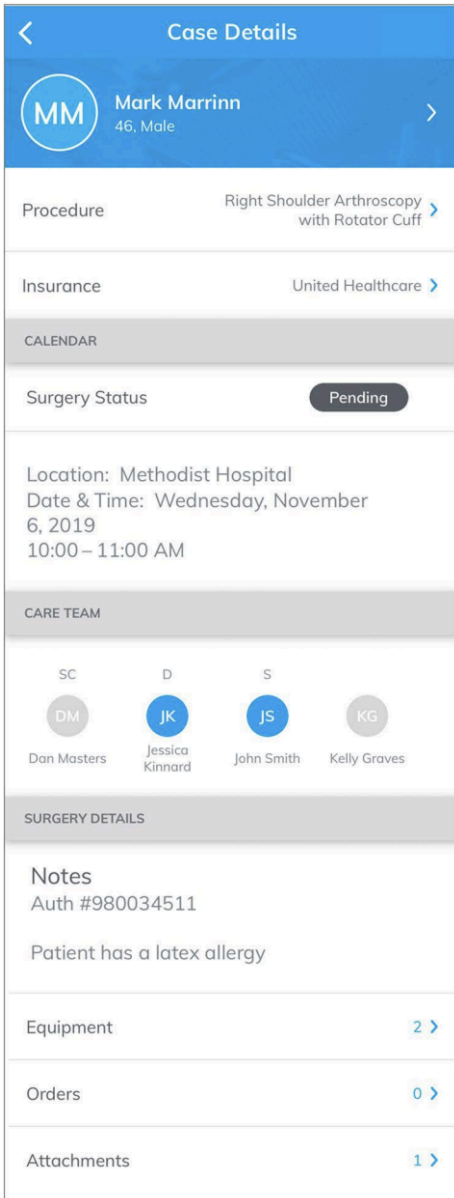
My Smart Notifications:

This is where you control your case notifications.

Default Setting: All New / Canceled or Rescheduled Cases

Turn On for All Time / Date / Location Changes

Turn On for All Case Changes



Case Details Defined

Patient details found here.

Procedures found here.

Insurance providers found here.

Surgery status found here:
 (Pending / Scheduled / Post-Op)

Surgery Location / Date found here.

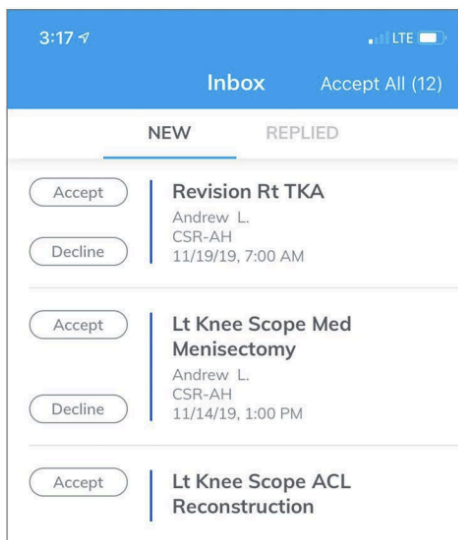
Care Team Invitations found here.
 Color coded to easily see who will attend: Blue has accepted /
 Red has declined / Grey has not responded.

Surgery Notes or General Info about the case found here.

Equipment or Implants for the case found here.

Post-Op Orders for the case found here.

Clinical Documents or X-Rays for the case found here.



Accept Cases - Inbox:

< Accept All Cases by selecting the top text.

< Respond to individual cases by selecting "Accept" or "Decline."